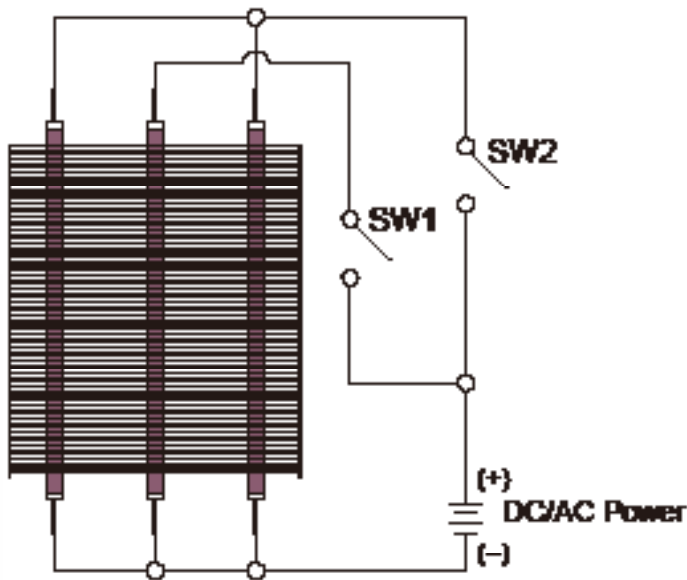


# Terminal Type Installation Guide

## Three Stage Power Settings (MH & MSH Types)

To utilize the three stage power settings (high, medium, and low power) for MH and MSH type Fin PTC Air Heaters, refer to the illustrations below for power source and switch connections.

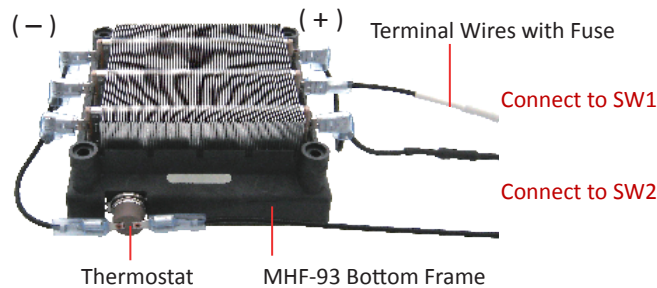
For three stage power adjustment, adjust ON/OFF settings of switch 1 and 2 according to the power settings table below.



Power Switch Circuit Setup for Low, Medium, and High:

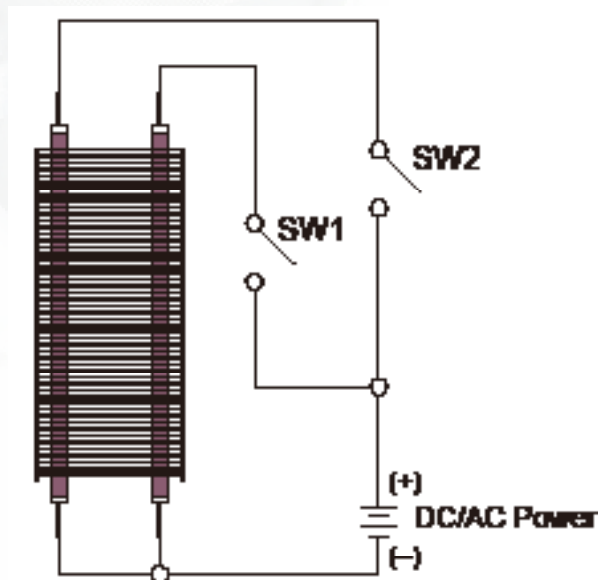
	LOW POWER	MEDIUM POWER	HIGH POWER
SW1	ON	OFF	ON
SW2	OFF	ON	ON

Example – Three Stage Power Setting Wiring  
– Model: MH(MSH)-XXXXX-93D4



## Two Stage Power Settings (SH & TH Type)

SH and TH type Fin PTC Air Heaters consist of two aluminum tubes and therefore can be adjusted in two power settings by connecting individual switches on each aluminum tube connector. Refer to table below for two stage power adjustment setting:



	LOW POWER	HIGH POWER
SW1	ON	ON
SW2	OFF	ON

Example - Two Stage Power Setting Wiring  
- Model: SH-XXXXX-70D4

